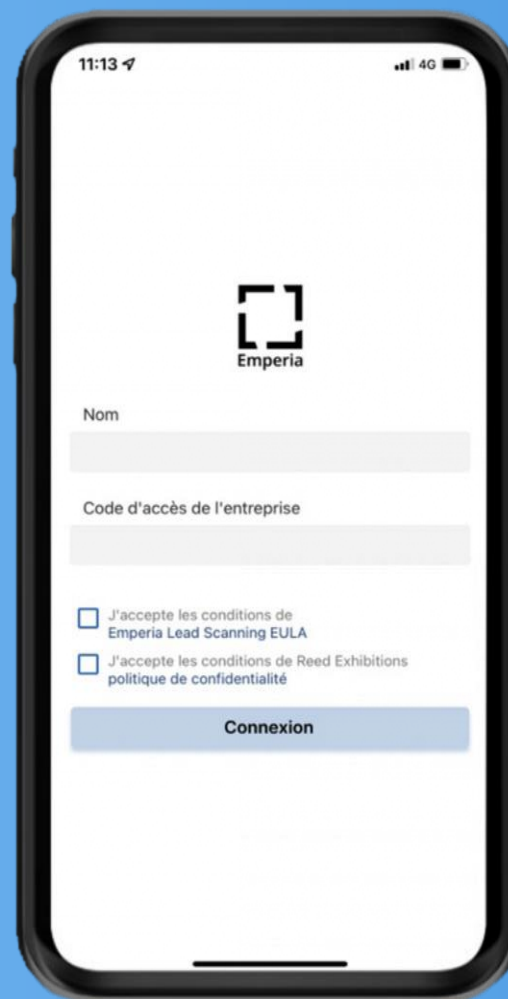



# EMPERIA SCAN APP


CAPTURE YOUR LEADS  
EASILY AND FAST




# EMPERIA



**What is  
Emperia?**



**What are  
the benefits  
of Emperia?**

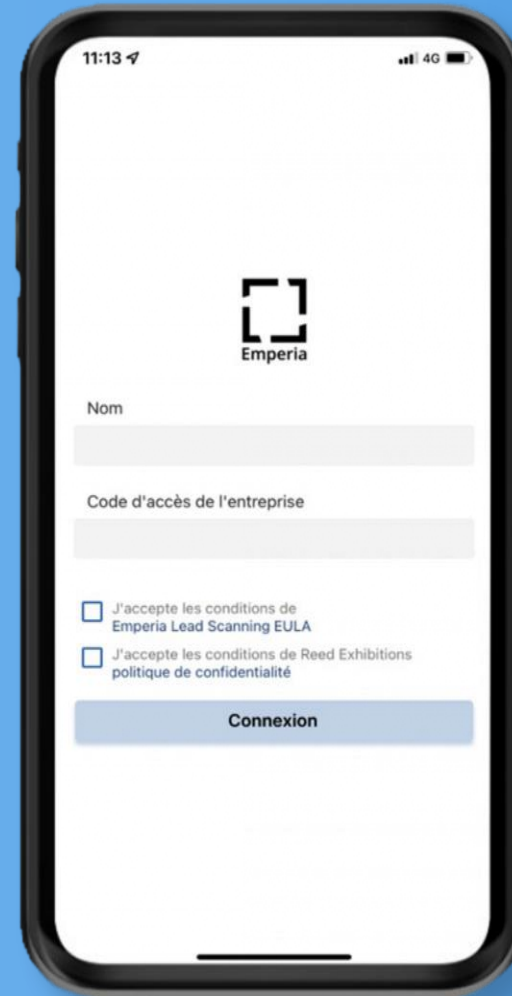


**How does  
Emperia work?**



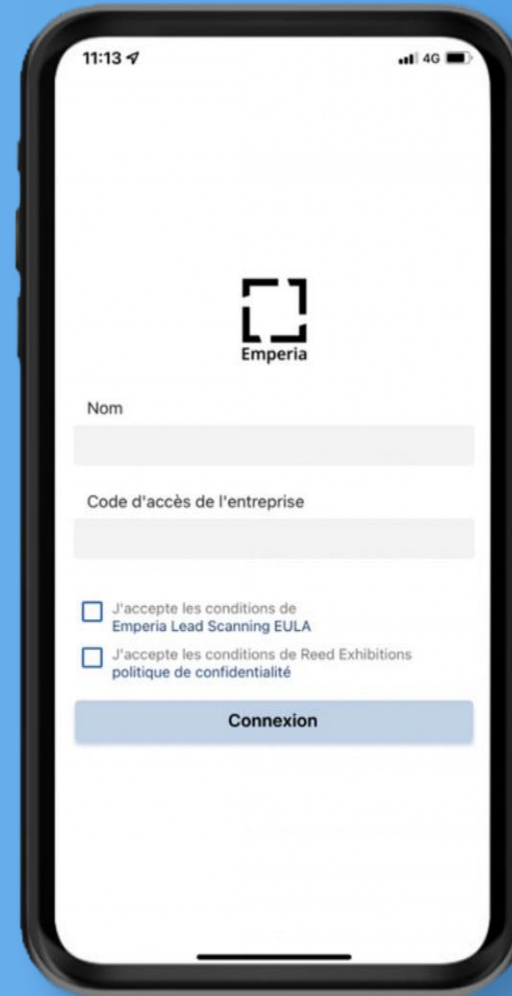
# What is Emperia?

A lead scan app to capture, qualify and deliver high-quality leads



# The benefits

- Unlimited user access for your company
- Enriched database with all visitor profile information
- Custom questions for your leads
- Leads report available anytime during/after the show
- Document sharing with your lead (up to 3)



# EMPERIA

The experience starts in  
your **Company Hub**

---



Emperia **App** experience  
at the show

---



Collect your Lead report  
in your **Company Hub**

---



# The benefits

The experience starts  
in your Company Hub

The screenshot displays the 'Company Hub' interface. At the top, there are navigation links for 'My Hub', 'Companies', and 'Participants'. The main heading is 'Company Hub' with a 'Logout' button. Below this, a dropdown menu shows 'MIPIM - QUALI...'. A profile card for 'mipim' is shown with the dates '14 - 17 March 2023'. A table lists the company name 'QUALITY SA' and the digital offering 'Bronze package'. Three service cards are visible: 'Edit Profile Page' (with a note that information will appear on the website), 'Emperia Lead Capture Services' (with a lead count of 'Total: 1, New: 0'), and 'Exhibitor Dashboard' (for viewing performance).

Company Name	Digital offering
QUALITY SA	Bronze package

Service	Description
Edit Profile Page	This information will appear in the show website.
Emperia Lead Capture Services	A consolidated list of leads. (Total: 1, New: 0)
Exhibitor Dashboard	View your performance



# The benefits

## On Emperia page

**Leads**

**Guide To upload**

**Lead Report**

- First name
- Last name
- Job function
- Company Name
- Email
- Address
- Tel
- Activity
- Notes
- The user

**Company Access Code**

QFEMAKT

EMPERIA

**DOWNLOAD LEAD REPORT**  
Download your consolidated leads in the format of your choice

Total Leads: 1    New Leads: 0

**GETTING STARTED**  
Prode by MIPRO NYC is fast approaching. We want to make sure you're prepared for an important part of your experience...  
selecting leads with the Emperia Lead Retrieval Application. Using the app at the event is easy - simply scan the code on the visitor badge to capture your connection and record their contact details. Here's a simple "Visitor's Guide to Emperia" to get you started and answer some commonly asked questions about the Emperia lead retrieval tool.

Available on app store and play store

**LOGIN DETAILS**  
Use these credentials to login to the app. Share this access code with your colleagues from your company so they can capture leads on their own devices as well.

**DOCUMENT(S) YOU WANT TO SHARE WITH YOUR LEADS**  
Select up to 3 documents that you want to highlight and share with your leads as part of the end-of-show summary email that the visitors will receive.

**CUSTOM QUESTION(S)**  
Add custom qualifying questions that you would like to ask your leads during lead capture using the Emperia app at the show. Add multi-choice options for each question. Receive these questions and the captured responses as part of your leads report post show.



# EMPERIA

The experience starts in  
your **Company Hub**

---



Emperia **App** experience  
at the show

---



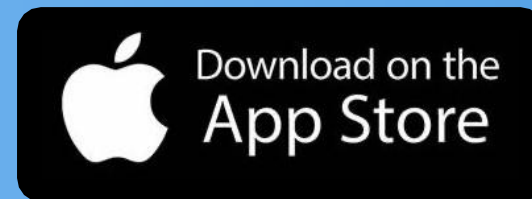
Collect your Lead report  
in your **Company Hub**

---





# EMPERIA: Download the App



# EMPERIA: Lead Capture

The image shows a smartphone screen with the following elements and callouts:

- Back button:** A left-pointing arrow icon at the top left.
- Save button:** A 'Save' text button at the top right.
- Lead synchronised successfully:** A green notification banner at the top.
- Name:** ALAIN BOUTIGNY
- Company:** LES EDITIONS DU SITE
- Job title:** Directeur de la publication
- Email:** alain.boutigny@enseigne-et-sites.com
- Phone:** (empty field)
- Country:** (empty field)
- Lead Source:** Scanned by Coumba 20/10/2022, 22:40
- Qualify this lead:** A section header above the notes and rating.
- Notes:** A text input field containing 'I can add here my notes'.
- Rating:** A row of five stars, with the first three filled.
- Custom Question:** A small icon next to the 'Lead Source' text.



# EMPERIA

The experience starts in  
your **Company Hub**

---



Emperia **App** experience  
at the show

---



Collect your Lead report  
in your **Company Hub**

---



# EMPERIA: Company Hub

On Emperia page

← Back

## EMPERIA

**DOWNLOAD LEAD REPORT**  
Download your consolidated leads in the format of your choice

Total Leads: 1    New Leads: 0

**GETTING STARTED**  
Propel by MIPIM NYC is fast approaching. We want to make sure you're prepared for an important part of your experience - collecting leads with the Emperia Lead Retrieval Application. Using the app at the event is easy - simply scan the code on the visitor badge to capture your connection and record their contact details. Here's a simple "Exhibitor's Guide to Emperia" to get you started and answer some commonly asked questions about the Emperia lead scanning tool.

Available on app store and play store

**LOGIN DETAILS**  
Use these credentials to login to the app. Share this access code with your colleagues from your company so they can capture leads on their own devices as well.

Company access code: QF8FAK7

**DOCUMENT(S) YOU WANT TO SHARE WITH YOUR LEADS**  
Select up to 3 documents that you want to highlight and share with your leads as part of the end-of-show summary email that the visitors will receive.

Lead Report

First name  
Last name  
Job function  
Company Name  
Email  
Address  
Tel  
Activity  
Notes  
The user



# EMPERIA: Company Hub

Email sent to admins at the end of the show gathering information on all Exhibitors that they have been in contact with

The image shows a screenshot of an email with four callout boxes pointing to specific parts of the content:

- Intro:** Points to the opening text: "Hello Vernie, We hope you had a good time at Aircraft Interiors Expo. To help you get the most out of the show, we have included a list of exhibitors that scanned your badge and exhibitors you self-scanned."
- Company Name & Description:** Points to the header "GLOBAL ONE MEDIA" and the introductory paragraph: "Global ONE Media is a unique Inflight Entertainment Content Service Provider with engineering expertise. Our team of professionals have been working in Inflight Entertainment Content Management for 24 years and Cabin Product Engineering for 30 years."
- Contact Details:** Points to the "Self Scan" section containing the email "services@globalONEmedia.abc" and phone number "+000 6700 12345".
- Documents Shared:** Points to a list of three PDF attachments: "Inflight Entertainment At A Glance.pdf", "Aerospace ONE Lab.pdf", and "ONE Innovations.pdf".

Below the first email, the start of a second email from "AIR CHINA ARCHIVES" is visible, including the text: "First Class Service. Multiple Cities & Hassle free Transfers in China. Covering Multi Route. Star Alliance. The Most Comfortable Seat. Services: Advance Seat Selection, Special Assistance, Exclusive VIP Services, Self-service." and the attachment "In-flight Duty-free Goods.pdf".

